



2019-20 Data

Institution: University of Missouri-St Louis (178420)

User ID: 29C0011

Finance - Public Institutions Using GASB Standards



Reporting Reminder:

- To the extent possible, the finance data requested in this report should be provided from your institution's audited General Purpose Financial Statements (GPFS).
- Please refer to the instructions specific to each screen of the survey for details and references.



This report covers financial activities for the 12-month fiscal year: (The fiscal year reported should be the most recent fiscal year ending before October 1, 2020.)

Beginning: month/year (MMYYYY)	Month: <input type="text" value="7"/>	Year: <input type="text" value="2019"/>
And ending: month/year (MMYYYY)	Month: <input type="text" value="6"/>	Year: <input type="text" value="2020"/>



Did your institution receive an unqualified opinion on its General Purpose Financial Statements from your auditor for the fiscal year noted above? (If your institution is audited only in combination with another entity, answer this question based on the audit of that entity.)

- Unqualified
- Qualified (Explain in box below)
- Don't know OR in progress (Explain in box below)



GASB Statement No. 34 offers three alternative reporting models for special-purpose governments like colleges and universities. Which model is used by your institution?



Part A - Statement of Net Position Page 1

Part A - Statement of Net Position Page 2

Part E-2 - Sources of Discounts and Allowances

Part B - Revenues by Source (3)

Revenue			
Line No.	Source of funds	Current year amount	Prior year amount
Other Revenues and Additions			
20	<u>Capital appropriations</u>	0	0
21	<u>Capital grants and gifts</u>	1,501,254	1,110,394
22	<u>Additions to permanent endowments</u>	2,047,569	2815288
23	Other revenues and additions ☑ =[B24-(B20+...+B22)]	0	0
24	Total other revenues and additions ☑ =[B25-(B9+B19)]	3,548,823	3925682
25	Total all revenues and other additions	213,311,934	230,670,330

📌 You may use the box below to provide additional context for the data you have reported above. Context notes will be posted on the College Navigator website. Therefore, you should write all context notes using proper grammar (e.g., complete sentences with punctuation) and common language that can be easily understood by students and parents (e.g., spell out acronyms).

Part M-1 - Pension Information

2020			
Line No.	Description	Current year amount	Prior Year amount
01	Pension expense		


Part M-2 - Postemployment Benefits Other than Pension (OPEB) Information

Institution: University of Missouri-St Louis (178420)

User ID: 29C0011

Part N - Financial Health

2019-20		
Line No.	Description <i>(If your institution is a parent institution then the amounts reported should include ALL of your child institutions. Include amounts for the institution's FASB component unit.)</i>	Current year amount
01	Operating income (Loss) + net nonoperating revenues (expenses)	-11,045,333
02	Operating revenues + nonoperating revenues	202,286,223
03	Change in net position	-12,020,622
04	Net position	368,545,070
05	Expendable net assets	86,712,317
06	Plant-related debt	120,363,321
07	Total expenses	215,781,402

 You may use the box below to provide additional context for the data you have reported above. Context notes will be posted on the College Navigator website. Therefore, you should write all context notes using proper grammar (e.g., complete sentences with punctuation) and common language that can be easily understood by students and parents (e.g., spell out acronyms).

Part K - Expenditure Data for the Census Bureau

Part L - Debt and Assets for Census Bureau, page 1

Part L - Debt and Assets for Census Bureau, page 2

--

Institution: University of Missouri-St Louis (178420)

User ID: 29C0011

Prepared by



Reporting Reminders:

- The name of the preparer is being collected so that we can follow up with the appropriate person in the event that there are questions concerning the data.
- The Keyholder will be copied on all email correspondence to other preparers.
- The time it took to prepare this component is being collected so that we can continue to improve our estimate of the reporting burden associated with IPEDS.
- Please include in your estimate the time it took for you to review instructions, query and search data sources, complete and review the component, and submit the data through the Data Collection System.
- Thank you for your assistance.



This survey component was prepared by:			
<input type="radio"/>	Keyholder	<input type="radio"/>	SFA Contact
<input type="radio"/>	Finance Contact	<input type="radio"/>	Academic Library Contact
<input type="radio"/>		<input type="radio"/>	HR Contact
<input type="radio"/>		<input type="radio"/>	Other
Name:	<input type="text"/>		
Email:	<input type="text"/>		

How many staff from your institution only were involved in the data collection and reporting process of this survey component?
<input type="text"/> Number of Staff (including yourself)

How many hours did you and others from your institution only spend on each of the steps below when responding to this survey component? <i>Exclude the hours spent collecting data for state and other reporting purposes.</i>				
Staff member	Collecting Data Needed	Revising Data to Match IPEDS Requirements	Entering Data	Revising and Locking Data
Your office	<input type="text"/> hours	<input type="text"/> hours	<input type="text"/> hours	<input type="text"/> hours
Other offices	<input type="text"/> hours	<input type="text"/> hours	<input type="text"/> hours	<input type="text"/> hours

Edit Report

Finance

6 P		5 RP		
				
Screen Entry				