

Finance 2015-16

2014-15 Data

Institution: University of Missouri-St Louis (178420)

User ID: 29C0011

## Overview

## Finance Overview

## Purpose

The purpose of the IPEDS Finance component is to collect basic financial information from items associated with the institution's General Purpose Financial Statements.

There are a few new changes to the 2015-16 Finance data collection. A new FAQ clarifying how to report VA education benefits has been added for all institutions. For GASB institutions, a new pension screen (Part M) has been added to accommodate the implementation of GASB Statement 68. Please review the new screen and survey materials carefully. Additionally, instructions for parts J,K,L have been slightly modified and FAQs have been added for clarity.

## Resources:

To download the survey materials for this component: [Survey Materials](#)

To access your prior year data submission for this component: [Reported Data](#)

If you have questions about completing this survey, please contact the IPEDS Help Desk at 1-877-225-2568 .



Institution: University of Missouri-St Louis (178420)

User ID: 29C0011

Finance - Public institutions

Reporting Standard

Please indicate which reporting standards are used to prepare your financial statements:

<input type="checkbox"/>		GASB (Governmental Accounting Standards Board), using standards of GASB 34 & 35
<input type="checkbox"/>		FASB (Financial Accounting Standards Board)

Please consult your business officer for the correct response before saving this screen.  
Your response to this question will determine the forms you will receive for reporting finance data.

Your response to this question will determine the forms you will receive for reporting finance data.

General Information  
GASB-Reporting Institutions (aligned form)

To the extent possible, the finance data requested in this report should be provided from your institution's audited General Purpose Financial Statements (GPFS). Please refer to the instructions specific to each screen of the survey for details and references.

1. Fiscal Year Calendar

This report covers financial activities for the 12-month fiscal year: (The fiscal year reported should be the most recent fiscal year ending before October 1, 2015.)

Beginning: month/year (MMYYYY)	Month:	<input type="text" value="7"/>	Year:	<input type="text" value="2014"/>
--------------------------------	--------	--------------------------------	-------	-----------------------------------

And ending: month/year (MMYYYY)	Month:	<input type="text" value="6"/>	Year:	<input type="text" value="2015"/>
---------------------------------	--------	--------------------------------	-------	-----------------------------------

Beginning: month/year (MMYYYY)



Intercollegiate Athletics is a department.





An empty table with a light gray background and a thin black border. The table has a vertical scrollbar on the right side and a horizontal scrollbar at the bottom, both with standard arrow icons. The table is currently empty of any data.

**Part A - Statement of Financial Position (Page 2)**


Institution: University of Missouri-St Louis (178420)

User ID: 29C0011

**Part E - Scholarships and Fellowships**

Fiscal Year: July 1, 2014 - June 30, 2015

**DO NOT REPORT FEDERAL DIRECT STUDENT LOANS (FDSL) ANYWHERE IN THIS SECTION**

Line No.	Scholarships and Fellowships	Current year amount	Prior year amount
01	<u>Pell grants</u> (federal)	15,723,433	16,087,006
02	<u>Other federal grants</u> (Do NOT include FDSL amounts)	784,115	865,349
03	<u>Grants by state government</u>	3,347,584	2,234,276
04	<u>Grants by local government</u>	0	0
05	<u>Institutional grants from restricted resources</u>	1,108,681	2,541,156
06	<u>Institutional grants from unrestricted resources</u> CV=[E07-(E01+...+E05)]	22,975,012	20,432,080
07	Total gross scholarships and fellowships	43,938,825	42,159,867
<u>Discounts and Allowances</u>			
08	<u>Discounts and allowances</u> applied to <u>tuition and fees</u>	32,026,825	30,409,924
09	<u>Discounts and allowances</u> applied to sales and services of <u>auxiliary enterprises</u>	0	15,943
10	Total discounts and allowances CV=(E08+E09)	32,026,825	30,425,867
11	Net scholarships and fellowships expenses after deducting discounts and allowances CV= (E07-E10) <b>This amount will be carried forward to C10 of the expense section.</b>	11,912,000	11,734,000

You may use the space below to provide context for the data you've reported above.



Institution: University of Missouri-St Louis (178420)

User ID: 29C0011

**Part B - Revenues by Source**

Fiscal Year: July 1, 2014 - June 30, 2015

Line No.	Source of Funds	Current year amount	Prior year amount
	<b><u>Operating Revenues</u></b>		
01	<u>Tuition and fees</u> , after deducting <u>discounts &amp; allowances</u>	87,482,209	89,778,554
	Grants and contracts - operating		
02	Federal operating grants and contracts	5,686,885	7,029,959
03	State operating grants and contracts	7,538,128	8,215,578
04	Local government/private operating grants and contracts	4,407,544	4,295,045
	04a Local government operating grants and contracts	0	0
	04b Private operating grants and contracts	4,407,544	4,295,045
05	Sales and services of <u>auxiliary enterprises</u> , after deducting <u>discounts and allowances</u>	10,427,887	10,169,962
06	<u>Sales and services of hospitals</u> , after deducting <u>patient contractual allowances</u>	0	0
26	<u>Sales and services of educational activities</u>	1,389,175	1,540,217
07	<u>Independent operations</u>	0	0
08	Other sources - operating CV=[B09-(B01+ ....+B07)]	3,815,932	2,930,204
09	Total operating revenues	120,747,760	123,959,519

**Part B - Revenues by Source**


Fiscal Year: July 1, 2014 - June 30, 2015

Line No.	Source of funds	Current year amount	Prior year amount
	<b><u>Nonoperating Revenues</u></b>		
10	Federal <u>appropriations</u>	0	0
11	State <u>appropriations</u>	57,970,429	54,337,742
12	<u>Local appropriations, education district taxes, and similar support</u>	0	0
	Grants-nonoperating		
13	Federal nonoperating grants <b>Do NOT include Federal Direct Student Loans</b>	15,723,433	16,087,006
14	State nonoperating grants	0	0
15	Local government nonoperating grants	0	0
16	<u>Gifts, including contributions from affiliated organizations</u>	8,265,427	9,170,773
17	<u>Investment income</u>	4,003,762	12,047,073
18	Other nonoperating revenues CV=[B19-(B10+...+B17)]	198,939	162,840
19	Total nonoperating revenues	86,161,990	91,805,434
27	Total operating and nonoperating revenues CV=[B19+B09]	206,909,750	215,764,953
28	<b><u>12-month Student FTE from E12</u></b>	10,410	10,406
29	Total operating and nonoperating revenues per student FTE CV=[B27/B28]		





**Part D - Summary of Changes In Net Position**

Institution: University of Missouri-St Louis (178420)

User ID: 29C0011

**Part H - Details of Endowment Assets**

Fiscal Year: July 1, 2014 - June 30, 2015

Line No.	Value of Endowment Assets	Market Value	Prior Year Amounts
	Include not only endowment assets held by the institution, but any assets held by private foundations affiliated with the institution.		
01	Value of <u>endowment assets</u> at the beginning of the fiscal year	74,560,323	61,629,324
02	Value of <u>endowment assets</u> at the end of the fiscal year	75,671,877	74,560,323

You may use the space below to provide context for the data you've reported above.

Institution: University of Missouri-St Louis (178420)

User ID: 29C0011

**Part J - Revenue Data for Bureau of Census**

Fiscal Year: July 1, 2014 - June 30, 2015

Source and type		Amount				
		Total for all funds and operations (includes endowment funds, but excludes component units)	Education and general/independent operations	Auxiliary enterprises	Hospitals	Agriculture extension/experiment services
		(1)	(2)	(3)	(4)	(5)
01	Tuition and fees	119,509,034	119,509,034			
02	Sales and services	11,817,062	1,389,175	10,427,887	0	0
03	Federal grants/contracts (excludes Pell Grants)	5,686,885	5,686,885	0	0	0
Revenue from the state government:						
04	State appropriations, current & capital	59,035,636	59,035,636	0	0	0
05	State grants and contracts	7,538,128	7,538,128	0	0	0
Revenue from local governments:						
06	Local appropriation, current & capital	0	0	0	0	0
07	Local government grants/contracts	0	0	0	0	0
08	Receipts from property and non-property taxes	0				
09	Gifts and private grants, including capital grants	17,989,765				
10	Interest earnings	2,379,182				
11	Dividend earnings	0				
12	Realized capital gains	4,462,824				

You may use the space below to provide context for the data you've reported above.







Institution: University of Missouri-St Louis (178420)

User ID: 29C0011

Assets		
Category		Amount
07	Total cash and security assets held at end of fiscal year in sinking or debt service funds	<input type="text" value="0"/>
08	Total cash and security assets held at end of fiscal year in bond funds	<input type="text" value="19,110,790"/>
09	Total cash and security assets held at end of fiscal year in all other funds	<input type="text" value="171,743,879"/>

You may use the space below to for the data you've reported above.

IPEDS collects important information regarding your institution. All data reported in IPEDS survey components become available in the IPEDS Data Center and appear as aggregated data



Finance

University of Missouri-St Louis (178420)

Source	Description	Severity	Resolved	Options