

Student Financial Aid 2013-14

2012-13 Data

Institution: University of Missouri-Kansas City (178402)

User ID: 29C0011

Overview

IPEDS Student Financial Aid Component Overview
Public Academic Reporters

Welcome to the Student Financial Aid (SFA) component of the U.S. Department of Education's Integrated Postsecondary Education Data System (IPEDS). The purpose of the SFA component is to collect information about financial aid provided to various groups of undergraduate students at your institution.

Changes to This Year's SFA Component

- Revisions to Cost of Attendance used to calculate the Net Price of Attendance can now be made in this component.

Data Reporting Reminders**Groups**

Throughout this component, you will be asked to report information for different groups of students.

- **Group 1:** All undergraduate students
- **Group 2:** Of Group 1, full-time, first-time degree/certificate-seeking students
- **Group 3:** Of Group 2, students who paid the in-state/in-district tuition rate and were awarded any grant/scholarship aid from the federal government, state/local government, or the institution
- **Group 4:** Of Group 2, students who paid the in-state/in-district tuition rate and were awarded any Title IV federal student aid

Consult the instructions and screens to make sure you are reporting the correct aid amounts for the correct groups of students.

College Affordability and Transparency Lists

Net price amounts calculated in SFA will be used to populate the Department's College Affordability and Transparency lists.

Interactive Edits and Error Messages

SFA contains interactive edits that will check for blank fields, invalid values, or values that fall outside expected ranges. Some error messages will require you to confirm or explain the values that you entered. Some error messages are fatal and will require you to contact the IPEDS Help Desk at 1-877-225-2568 for resolution.

Context Boxes

You will find optional text boxes throughout SFA. Context boxes allow you to provide more information about the data you enter. Some of these context boxes may be made available to the public on College Navigator, so make sure that the information you enter can be understood easily by students, parents, and the general public.

Resources

To download the survey materials for this component: [Survey Materials](#)

To access your prior year data submission for this component: [Reported Data](#)


If you have questions about completing this component, please contact the **IPEDS Help Desk at 1-877-225-2568**.

Part A

Part A - Establish Your Groups

Part C, Page 1

Part C, Page 2

			who were awarded aid	were awarded aid	to Group 2 students	awarded to Group 2 students	awarded to Group 2 students
01.	Grants or scholarships from the federal government, state/local government, or the institution		944	86	6,281,872	6,655	5,655
02.	<u>Federal grants</u>		449	41	2,058,716	4,585	4,118
	02a.	<u>Pell grants</u>	448	41	1,924,216	4,295	4,096
	02b.	<u>Other federal grants</u>	95	9	134,500	1,416	130
03.	<u>State/local government grants or scholarships (grants/scholarships/waivers)</u>		477	43	544,500	1,142	1,000
04.	<u>Institutional grants or scholarships (scholarships/fellowships)</u>		818	74	3,678,656	4,497	3,878
05.	<u>Loans to students</u>		646	59	4,202,701	6,506	6,236
	05a.	Federal loans	645	59	3,920,855	6,079	5,770
	05b.	Other loans (including private loans)	21	2	281,846	13,421	12,079
							

Cost of Attendance

Cost of attendance for full-time, first-time undergraduate students:

Please enter the amounts requested below. These data will be made available to the public on College Navigator. If your institution participates in any Title IV programs (Pell, Stafford, etc.), you must complete all information. *Estimates of expenses for books and supplies, room and board, and other expenses are those from the **Cost of Attendance report** used by the financial aid office in determining financial need. Please talk to your financial aid office to get these numbers, to ensure that you are reporting correctly.*

These numbers are carried forward from Institutional Characteristics and should only be changed if an error was made in the reporting.

Charges for full academic year		2010-11	2011-12	2012-13
Published <u>tuition</u> and <u>required fees</u>:				
<u>In-district</u>				
Tuition		7,368	7,737	6,374
Required fees		1,234	1,292	1,252
Tuition + fees total		8,602	9,029	7,626
<u>In-state</u>				
Tuition		7,368	7,737	6,374
Required fees		1,234	1,292	1,252
Tuition + fees total		8,602	9,029	7,626
<u>Out-of-state</u>				
Tuition		18,957	19,905	16,402
Required fees		1,234	1,292	1,252
Tuition + fees total		20,191	21,197	17,654
<u>Books and supplies</u>		1,382	1,376	1,180
On-campus:				
<u>Room and board</u>		10,131	10,201	10,535
<u>Other expenses</u>		5,841	6,240	5,462
Room and board and other expenses		15,972	16,441	15,997
Off-campus (not with family):				

Part D

Part D - Enter Information about Group 3


Part D includes financial aid information about Group 3. Group 3 students are all full-time, first-time degree/certificate-seeking undergraduate students enrolled in Fall 2012 who paid the in-state or in-district tuition rate and were awarded grant or scholarship aid from the following sources: the federal government, state/local government, or the institution. The information you report in this part will be used in Part F to calculate average institutional net price.


For this part report:

For These Students	The Following Type(s) of Aid	Awarded in This Period	
Full-time, first-time degree/certificate-seeking undergraduate students enrolled in Fall 2012 who paid the in-state or in-district tuition rate and were awarded grant or scholarship aid from			

03.	Average grant or scholarship aid from the federal government, state/local government, or the institution awarded to Group 3 students (calculated value). This value is calculated using the following formula: [D02/A03]	5,173	5,489	5,931
------------	---	-------	-------	-------

You may use the space below to provide context for the data you've reported above.



 You may use the space below to provide context for these data. These context notes may be posted on the College Navigator website and should be written to be understood by students and parents.

Summary

IPEDS Student Financial Aid (SFA) Survey Summary

IPEDS collects important information regarding your institution. All data reported in IPEDS survey components become available in the IPEDS Data Center and appear as aggregated data in various Department of Education reports. Additionally, some of the reported data appears specifically for your institution through the College Navigator website and is included in your institution's Data Feedback Report (DFR). The purpose of this summary is to provide you an opportunity to view some of the data that, when accepted through the IPEDS quality control process, will appear on the College Navigator website and/or your DFR. College Navigator is updated approximately three months after the data collection period closes and Data Feedback Reports will be available through the Data Center and sent to your institution's CEO in November 2014.

Please review your data for accuracy. If you have questions about the data displayed below after reviewing the data reported on the survey screens, please contact the IPEDS Help Desk at: 1-877-225-2568 or ipedshelp@rti.org.

Student Financial Aid

University of Missouri-Kansas City (178402)

Source	Description	Severity	Resolved	Options
--------	-------------	----------	----------	---------

Screen: Part C, Page 2 - Enter Information about Group 2

Screen Entry	The average amount of this type of aid awarded to Group 2 students is outside the expected range of between 104 and 156 when compared with the prior year value. Please check the number of students and the total amount of aid awarded to these students, and correct or explain the discrepant values. (Error #7147)	Explanation	Yes	
Reason:	Prior year data has been updated in the IPEDS Prior Year Data Revision (PYR) system. Corrected average of Other federal grants is \$1,296.			

Screen: Part E - Enter Information about Group 4

Screen Entry	The total number ou7..66 l			