

Human Resources 2015-16

Institution: University of Missouri-System Office (178439)

User ID: 29C0011

Human Resources Overview

Welcome to the IPEDS Human Resources (HR) survey component. The HR component collects important information about your institution's staff.

Data Reporting Reminders

- Report each employee only once. If an employee could be coded in more than one occupation, code the employee in the occupation that requires the highest level of skill OR if there is no measurable difference in skill requirements, code the employee in the occupation in which they spend the most time.
- Report staff members difficult to categorize in the "Human Resources Survey Evaluation" box at the end of the survey.
- Enter data on each displayed screen. If a screen is not applicable, enter at least one zero in a field on the screen and save before continuing.
- When reporting salary data (applicable to degree-granting institutions only) include all full-time, non-medical school, instructional staff - both with and without faculty status.

See the instructions for the **Key Reporting Concepts** section -- basic reporting concepts that will assist you in completing the Human Resources survey component.

Resources:

- To download the survey materials for this component: [Survey Materials](#)
- To access your prior year data submission for this component: [Reported Data](#)
- All staff must now be reported using the new IPEDS occupational categories, which align with the 2010 Standard Occupational Classification (SOC) codes. Additional information and resources can be found in the [IPEDS HR/SOC Information Center](#), including general information about the SOC, the IPEDS/SOC crosswalk, a SOC Browse Tool, frequently asked questions, and web tutorials.

If you have questions about completing this survey, please contact the **IPEDS Help Desk at 1-877-225-2568**.

<input type="radio"/>	
<input type="radio"/>	
	<input type="radio"/>
	<input type="radio"/>
<input type="radio"/>	
<input type="radio"/>	
	<input type="radio"/>
	<input type="radio"/>
	<input type="radio"/>

Total from prior year		
-----------------------	--	--

Institution: University of Missouri-System Office (178439)

User ID: 29C0011

Total number of Full-time Instructional Staff

As of November 1, 2015

Race/ethnicity	Total men	Total women	Total (men+women)
Nonresident alien	0	0	0
Hispanic/Latino	0	0	0
American Indian or Alaska Native	0	0	0
Asian	0	0	0
Black or African American	0	0	0
Native Hawaiian or Other Pacific Islander	0	0	0
White	0	0	0
Two or more races	0	0	0
Race and ethnicity unknown	0	0	0
Total	0	0	0
Total from prior year			0

15

5

Part B1 - Full-time Non-instructional Staff by Occupational Category

	<input type="text"/>	<input type="text"/>	<input type="text"/>	<input type="text"/>	<input type="text"/>
	<input type="text"/>	<input type="text"/>	<input type="text"/>	<input type="text"/>	<input type="text"/>
Total women					
Total (men+women)					
	95	80	168	24	

	<input type="text"/>	<input type="text"/>	<input type="text"/>	<input type="text"/>	<input type="text"/>	
	<input type="text"/>	<input type="text"/>	<input type="text"/>	<input type="text"/>	<input type="text"/>	
	<input type="text"/>	<input type="text"/>	<input type="text"/>	<input type="text"/>	<input type="text"/>	
Total women						
Total (men+women)						




--	--	--

Part G - Salaries Worksheet

	?				?	?		?

Part G - Salary Outlays for Non-instructional Staff

**Salary Outlays
for Full-time Non-instructional Staff
Annual Salary Outlays, 2015-16**

Occupational category	 Number of full-time staff (carried forward from previous screens)	 Total annual salary outlays
<u>Research staff</u>	0	<input type="text" value="0"/>
<u>Public Service staff</u>	0	<input type="text" value="0"/>
<u>Library and Student and Academic Affairs and Other Education Services Occupations</u> 25-4000 + 25-2000 + 25-3000 + 25-9000		
		

Print Forms (data)

Total women	2	0	0	0	2
Total (men+women)	3	0	0	0	3
Total from prior year	3			0	3

	<input type="text"/>	<input type="text"/>	<input type="text"/>	<input type="text"/>	<input type="text"/>
Total women					
Total (men+women)					
	3	2	3	0	

Part D - Part-time Staff by Occupational Category

atH


- NevH

ēšē

I

-inšāI

šff byā šš



	<input type="text"/>	<input type="text"/>	<input type="text"/>	<input type="text"/>	<input type="text"/>	<input type="text"/>	
Total women							
Total (men+women)							

Print Forms (data)

Two or more races	<input type="text" value="0"/>	<input type="text" value="0"/>	<input type="text" value="0"/>	<input type="text" value="0"/>	<input type="text" value="0"/>
Race and ethnicity unknown	<input type="text" value="0"/>	<input type="text" value="0"/>	<input type="text" value="0"/>	<input type="text" value="0"/>	<input type="text" value="0"/>
Total women	1	4	1	1	0
Total (men+women)	2	4	2	1	0

Print Forms (data)

Native Hawaiian or Other Pacific Islander	<input type="text" value="0"/>	<input type="text" value="0"/>	<input type="text" value="0"/>	<input type="text" value="0"/>	<input type="text" value="0"/>	
White	<input type="text" value="0"/>	<input type="text" value="0"/>	<input type="text" value="4"/>	<input type="text" value="0"/>	<input type="text" value="0"/>	13
Two or more races	<input type="text" value="0"/>	<input type="text" value="0"/>	<input type="text" value="0"/>	<input type="text" value="0"/>	<input type="text" value="0"/>	0
Race and ethnicity unknown	<input type="text" value="0"/>	<input type="text" value="0"/>	<input type="text" value="0"/>	<input type="text" value="0"/>	<input type="text" value="0"/>	0
Total women	0	0	4	0	0	13
Total (men+women)	0	0	4	0	0	15

Institution: University of Missouri-System Office (178439)

User ID: 29C0011

Human Resources Survey Evaluation

Were any staff members difficult to categorize? If so, please explain in the box below.

<div data-bbox="48 252 885 451" data-label="Form"><p>Empty text input box for explanation.</p></div>
--

Summary

[Human Resources Component Summary](#)

IPEDS collects important information regarding your institution. All data reported in IPEDS survey components become available in the IPEDS Data Center and appear as aggregated data in various Department of Education reports. Additionally, some of the reported data appears specifically for your institution through the Coll

ur institution. All data reported in IPEDS S Data Center and appear as aggregated data ditionally, some of the reported data appears

Human Resources

University of Missouri-System Office (178439)

Source	Description	Severity	Resolved	Options
--------	-------------	----------	----------	---------

Screen: G - Salary Outlays, Non-instructional Staff

Perform Edits	The amount entered in Part G for Total annual salary outlays for Community,			
---------------	---	--	--	--

--	--	--	--	--

--

--	--	--	--	--

--	--	--	--	--