







Welcome to the IPEDS Academic Libraries (AL) survey component. The purpose of the AL component of IPEDS is to collect information on library collections, library expenses, and library services for libraries in degree-granting postsecondary institutions.

There are a few changes to the 2017-18 Academic Libraries component from the 2016-17 collection. Visit the [Academic Libraries Resource](#) page for a list of the changes and additional reporting resources.

Report all data for fiscal year (FY) 2017. Fiscal year 2017 is defined as the most recent 12-month period that ends before October 1, 2017, that corresponds to the institution's fiscal year.

			
<hr/>			
<input type="radio"/>	Less than \$100,000	<input checked="" type="radio"/>	Greater than or equal to \$100,000
<hr/>			
<hr/>			
<hr/>			
<input checked="" type="radio"/>	No	<input type="radio"/>	Yes
<hr/>			

Section I:  
For all degree-granting institutions  
with library expenses >0 and/or access to a library collection

		Prior Year Amount		Prior Year Amount	
 Books	 <input type="text" value="1,961,637"/>		<input type="text" value="1,061,443"/>		
<u>Databases</u>			 <input type="text" value="56"/>		
<u>Media</u>	<input type="text" value="412,794"/>		<input type="text" value="39,226"/>		
<u>Serials</u>	<input type="text" value="77,800"/>		<input type="text" value="99,868"/>		
	 2,452,231		1,200,593		3,652,824
	<input type="text" value="82,041"/>		 <input type="text" value="2,475,133"/>		2,557,174

--	--

?		
?		
	o	

Institution: University of Missouri-Columbia (178396)

User ID: 29C0011

Prepared by

The name of the preparer is being collected so that we can follow up with the appropriate person in the event that there are questions concerning the data. The Keyholder will be copied on all email correspondence to other preparers.

The time it took to prepare this component is being collected so that we can continue to improve our estimate of the reporting burden associated with IPEDS. Please include in your estimate the time it took for you to review instructions, query and search data sources, complete and review the component, and submit the data through the Data Collection System.

Thank you for your assistance.

This survey component was prepared by:

	Keyholder		SFA Contact		HR Contact
	Finance Contact		Academic Library Contact		Other
Name:	<input type="text" value="Randy Sade"/>				
Email:	<input type="text" value="SadeR@umsystem.edu"/>				

How many staff from your institution only were involved in the data collection and reporting process of this survey component?

<input type="text" value="2.00"/>	Number of Staff (including yourself)
-----------------------------------	--------------------------------------

How many hours did you and others from your institution only spend on each of the steps below when responding to this survey component?

Exclude the hours spent collecting data for state and other reporting purposes.

Staff member	Collecting Data Needed		Revising Data to Match IPEDS Requirements		Entering Data		Revising and Locking Data	
Your office	<input type="text" value="1.00"/>	hours	<input type="text" value="1.00"/>	hours	<input type="text" value="1.00"/>	hours	<input type="text" value="2.00"/>	hours
Other offices	<input type="text" value="14.00"/>	hours	<input type="text" value="2.00"/>	hours	<input type="text" value="2.00"/>	hours	<input type="text" value="2.00"/>	hours

Institution: University of Missouri-Columbia (178396)

User ID: 29C0011

Summary

### Academic Libraries Component Summary

IPEDS collects important information regarding your institution. All data reported in IPEDS

Institution: University of Missouri-Columbia (178396)

User ID: 29C0011

Edit Report

Academic Libraries

University of Missouri-Columbia (178396)

Source	Description	Severity	Resolved	Options
Screen: Collections/Circulation and Interlibrary Loan Services				
Screen Entry	The number entered (1,961,637) is outside the expected range of between 2,430,636 and 4,514,038 compared to the prior year value. Please correct your data or explain. (Error #15015)	Explanation	Yes	
Reason:	The number of physical books for FY2016 should have been 1,904,961, not 3,472,337 which represented the number of volumes.			
Screen Entry	The calculated value (2,452,231) is outside the expected range of between 2,770,717 and 5,145,617 compared to the prior year value. Please correct your data or explain. (Error #15027)	Explanation	Yes	
Reason:	The number of physical books for FY2016 should have been 1,904,961, not 3,472,337 which represented the number of volumes.			
Screen Entry	The number entered (56) is outside the expected range of between 441 and 819 compared to the prior year value. Please correct your data or explain. (Error #15015)	Explanation	Yes	
Reason:	The 2016 number was incorrectly reported as 630, instead of 63.			
Screen Entry	The number entered (2,475,133) is outside the expected range of between 2,725,368 and 5,061,396 compared to the prior year value. Please correct your data or explain. (Error #15015)	Explanation	Yes	
Reason:	Decrease of Digital/Electronic Circulation is due to cancellations, consolidations, and report availability.			